



Electrolux
PROFESSIONAL

Modular Cooking Range Line thermaline 85 - Electric Warming Plate Top, 1 Side with Backsplash

ITEM # _____

MODEL # _____

NAME # _____

SIS # _____

AIA # _____



588686
(MBRABBFOBO)

Electric Warming Plate, 1-sided operated with
backsplash

Short Form Specification

Item No. _____

Unit constructed according to DIN 18860_2 with 20 mm drop nose top and 70 mm recessed plinth. Internal frame for heavy duty sturdiness in stainless steel. 2 mm top in 1.4301 (AISI 304). Flat surface construction, easily cleanable. THERMODUL connection system enables seamless worktop when units are connected and avoids soil penetrating. Large glass ceramic surface without any "dead" spots allows for quick and easy cleaning. Fast deployment to full heating power and very low heat dissipation to the kitchen. Overheat protection via a temperature sensor that switches off part of the heating element in the event of over temperature. Temperature range from 30°C to 110°C. Metal knobs with embedded hygienic silicon "soft" grip enable easier handling and cleaning.

IPX5 water resistance certification.

Configuration: One side operated top with backsplash. The base is supplied by the factory

Main Features

- THERMODUL connection system creates a seamless work top when units are connected to each other thus avoiding soil penetrating vital components and facilitating the removal of units in case of replacement or service.
- Metal knobs with embedded hygienic "soft-touch" grip for easier handling and cleaning. The special design of the controls prevents infiltration of liquids or soil into vital components.
- Fast deployment with full heating power immediately.
- The smooth glass-ceramic surface can be quickly and easily cleaned, thus providing maximum hygiene.
- Almost the entire surface of the ceramic plate can be used without "dead" spots.
- Pans can easily be moved from one area to another without lifting.
- All major components may be easily accessed from the front.
- Overheat protection via a temperature sensor that switches off part of the heating element in the event of over temperature. Temperature range from 30°C to 110°C.

Construction

- 2 mm top in 1.4301 (AISI 304).
- Unit constructed according to DIN 18860_2 with 20 mm drop nose top and 70 mm recessed plinth.
- Flat surface construction with minimal hidden areas to easily clean all surfaces
- Internal frame for heavy duty sturdiness in 1.4301 (AISI 304).
- Unit constructed according to DIN 18860_2 with 20 mm drop nose top.
- IPX5 water resistance certification.

Optional Accessories

- | | | |
|-----------------------------------------------------------------------|------------|--------------------------|
| • Scraper for cook tops | PNC 910601 | <input type="checkbox"/> |
| • Connecting rail kit for appliances with backsplash, 850mm | PNC 912498 | <input type="checkbox"/> |
| • Portioning shelf, 600mm width | PNC 912524 | <input type="checkbox"/> |
| • Portioning shelf, 600mm width | PNC 912554 | <input type="checkbox"/> |
| • Folding shelf, 300x850mm | PNC 912579 | <input type="checkbox"/> |
| • Folding shelf, 400x850mm | PNC 912580 | <input type="checkbox"/> |
| • Fixed side shelf, 200x850mm | PNC 912586 | <input type="checkbox"/> |
| • Fixed side shelf, 300x850mm | PNC 912587 | <input type="checkbox"/> |
| • Fixed side shelf, 400x850mm | PNC 912588 | <input type="checkbox"/> |
| • Back panel, 600x700mm, for units with backsplash | PNC 913011 | <input type="checkbox"/> |
| • Endrail kit, flush-fitting, with backsplash, left | PNC 913115 | <input type="checkbox"/> |
| • Endrail kit, flush-fitting, with backsplash, right | PNC 913116 | <input type="checkbox"/> |
| • Endrail kit (12.5mm) for thermaline 85 units with backsplash, left | PNC 913206 | <input type="checkbox"/> |
| • Endrail kit (12.5mm) for thermaline 85 units with backsplash, right | PNC 913207 | <input type="checkbox"/> |

APPROVAL: _____



Experience the Excellence
www.electroluxprofessional.com



Electrolux
PROFESSIONAL

Modular Cooking Range Line thermaline 85 - Electric Warming Plate Top, 1 Side with Backsplash

- U-clamping rail for back-to-back installations with backsplash (to be ordered as S-code) PNC 913226 ☐
- Insert profile, d=850mm PNC 913231 ☐

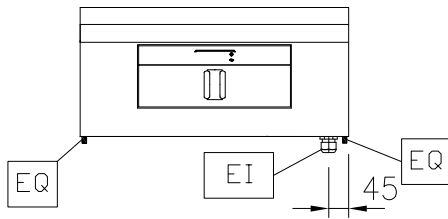


Modular Cooking Range Line
thermaline 85 - Electric Warming Plate Top, 1 Side with Backsplash
The company reserves the right to make modifications to the products
without prior notice. All information correct at time of printing.

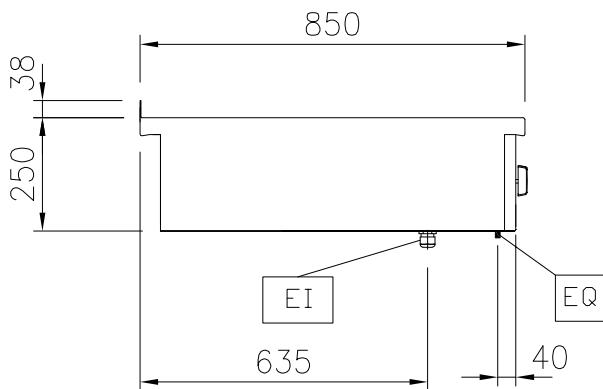
2025.05.09

Modular Cooking Range Line thermaline 85 - Electric Warming Plate Top, 1 Side with Backsplash

Front

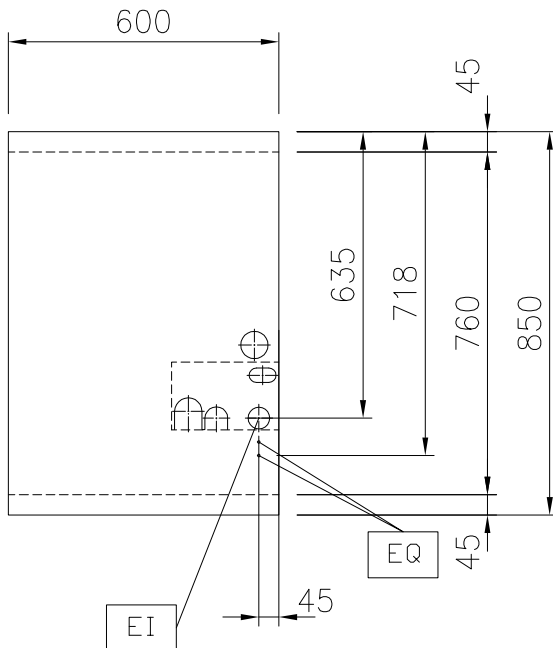


Side



EI = Electrical inlet (power)
EQ = Equipotential screw

Top



Electric

Supply voltage: 230 V/1N ph/50/60 Hz
Total Watts: 0.55 kW

Key Information:

External dimensions, Width: 600 mm
External dimensions, Depth: 850 mm
External dimensions, Height: 250 mm
Net weight: 31 kg
Configuration: One-Side Operated;Top
Front Plates Power: 0 - 0 kW
Front Plates dimensions:

Sustainability

Current consumption: 2.39 Amps